



Butler Rural Electric Cooperative, Inc.

Your Touchstone Energy® Partner



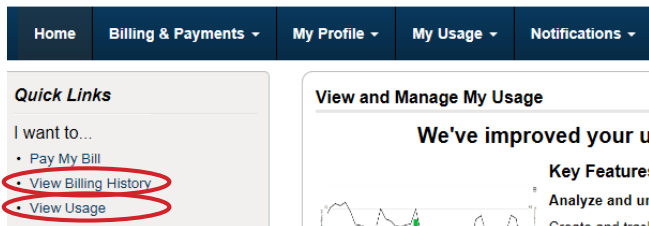
Eliminate the *Surprise*

Receive a text message or e-mail notification for high or low power use

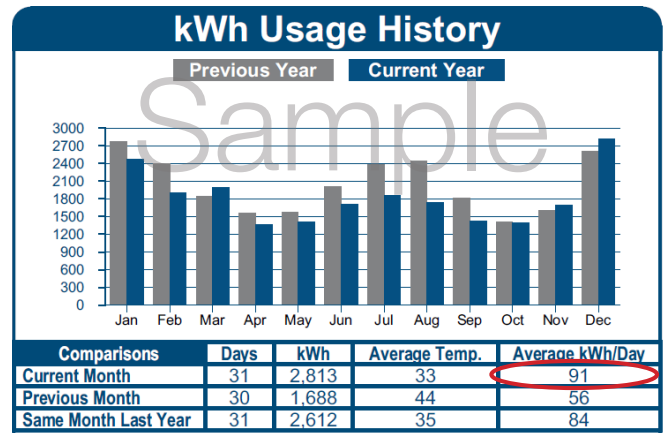
How to sign up to receive Power Usage Alerts through SmartHub

Please note: You can only sign up for alerts on a web browser, not the SmartHub app.

1 On your web browser, log into your SmartHub account to view recent billing history and usage. If you receive mailed statements, this information is also available there.



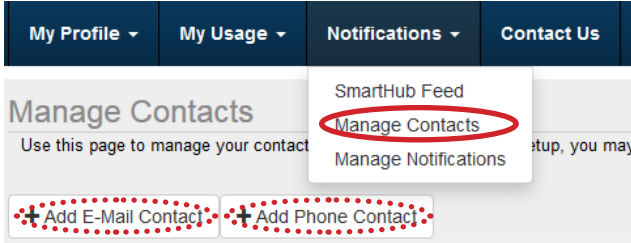
Analyze your energy consumption and determine high, low and/or average energy use (kWhs) for your account. To get this information, you will probably need to look at your billing history. Each bill lists the average kWh/day for the current month, previous month and the same month last year. More detailed kWh usage information is also available on SmartHub under the View Usage/Usage History section.



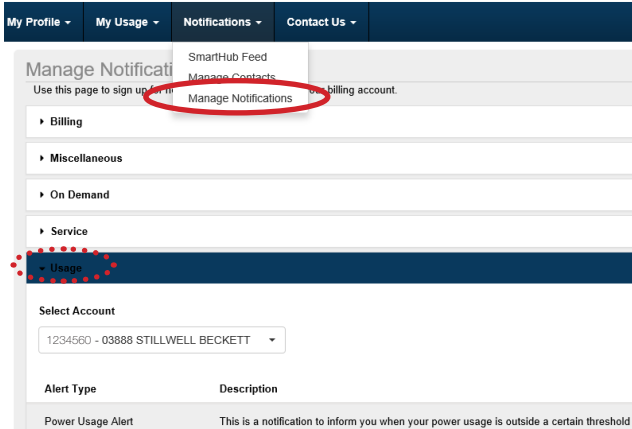
If you need a starting point in determining a high (or low) usage day, we recommend focusing on a recent bill that was “high” (or low) for your account. Note the “Average kWh/Day” for that month. [You may want to use this average or add an additional percentage to it. Our example on the next page uses 25% over the average. (91+25%=114)]

Follow steps on back

2 In SmartHub, click “Notifications” and then “Manage Contacts”. Add new e-mail or phone contacts, if desired. To receive text messages to a mobile device, check the box “Receive Text Messages” and click “Continue”. To register the mobile number, agree to terms & conditions, enter verification code (look for a text message with the code) and “Save Contact”.



3 Click on “Notifications”, “Manage Notifications” and the down-arrow next to “Usage”.



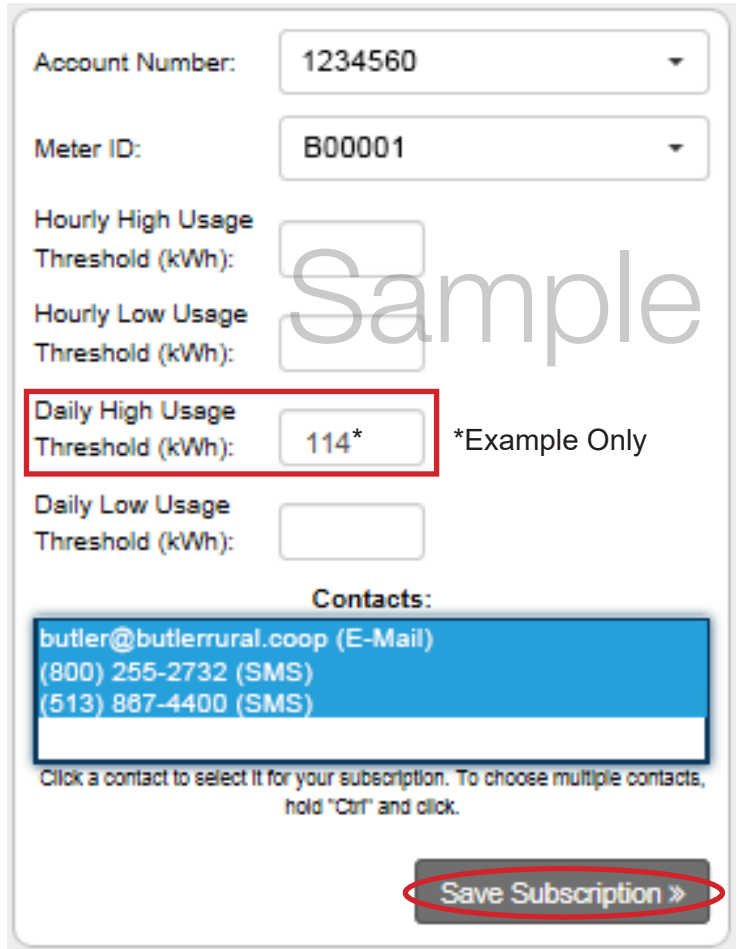
4 Click on “Options” (at far right) to edit Power Usage Alert Subscriptions.

5 Choose the account(s) to receive usage alerts. If you have more than one meter, only select meters with which you want to receive the notification. [If you have dual fuel, the meter is listed as B3####.]

Need Assistance?

If you would like help in signing up for Power Usage Alerts or changing your preferences, call us at 513-867-4400 or 800-255-2732 during office hours.

Power Usage Alerts are free. You can delete or add new Alerts at any time by logging into your SmartHub account. Message and data rates may apply.



6 Determine the threshold(s) for which you would like to receive alerts for the account(s)/meter(s). A threshold is a level or value above (or below) which the alert will be sent. *Please see Step 1 for help in determining thresholds.*

7 Type the kWh value(s) into the box next to each threshold. Daily and Hourly, Low or High Thresholds are available. All thresholds do not have to be set. [We recommend the Daily High Usage Threshold for high bills.]

8 Click a contact to select it for your subscription. To choose multiple contacts, hold “Ctrl” and click (contacts). “Save Subscription”.

Please note: Multiple Alerts/Subscriptions can be set up at one time with varying preferences and contacts.

